



CABIN CHRONICLES

Newsletter of The Reedsburg Area Historical Society Pioneer Log Village

Spring/Summer 2022 Edition

Events 2022:

Reedsburg Area Historical Society Chicken BBQ: Sunday of Memorial Day Weekend: May 29th 2022

Heritage Day Rendezvous Fourth Weekend in August: August 26th-28th

Open Saturday 11AM-4PM (Weather and Volunteer Permitted)



Like us on Facebook
Reedsburg Area
Pioneer Log Village -
Historical Society
Check out our
Website!
www.rahspv.com

School Tour Fun!

For the last 6 years, Reedsburg School District teachers and students alike enjoy visiting the village every year. This year we will host about 224 4th graders in the Reedsburg Area and around 40 1st graders. They enjoy learning about the cabins and what it was like to live in them. They especially like the Blacksmith Shop where the blacksmith, Terry Kruger, shows them how blacksmithing was done. Afternoons are spent playing old fashion games and making a craft and an old time school. We would like to thank Pam Tourdot for coordinating this effort for the last few years!

President's Voice...

Hello, Members and Reedsburg Area Historical Society Supporters!

This is a huge year for the Reedsburg Area Historical Society! We are planning on constructing our log barn that was donated to the Reedsburg Area Historical Society in 2019. We are able to accomplish this by getting a grant from the Wisconsin Humanities Council to help reinvest our expenses during the year, this grant helps free up money to be able to use towards this project. If you are willing to help with this project financially or by helping build it please let me know! We will also be taking down a cabin in Blue River, Wisconsin. This cabin will be used to help repair the Log Church, supply lumber needed for the Log Barn, and to possibly build a smaller log structure at the village! Thank you everyone for your continued support of the Reedsburg Area Historical Society!

I look forward to seeing you around the village!

Craig Braunschweig, President



Getting Ready for the Season!

We are working hard to get the log village ready for the open season. Pictured is the Reedsburg Scouts BSA Troop 7444.



PIES ARE BACK FOR THE CHICKEN BBQ!!

We are happy to announce that we are bringing back our pie sale for the Chicken BBQ. This will also be drive-through only! Don't forget to pick up some pie after getting your meal! (While supplies last) If you are interested in donating a pie. Please contact Craig Braunschweig @ 608-415-7870 or email bookonwisconsin@gmail.com.

Understanding Log Cabin Notching




By Carrie Hanson

Do you remember playing with Lincoln Logs as a child; or perhaps, blocks of wood? No matter what material you used, the basic structure of a building or a cabin was the same. The difference in your construction style was in the details. Just as it was for settlers making Wisconsin their home.

The 1800's saw these construction details differ by ethnicity as pioneers moved to the Sauk County area. Besides bringing their culture, religion and traditions; each pioneer used their cabin building techniques they were familiar with from "the old country." These details are the reason many cabins that are still standing today offer insight into who built them and what country they originated from.

The traditional log structure is held together by gravity. According to Mac E.Barrick in his book, *The Log House as a Cultural Symbol*, each culture had a very distinct corner joint construction. Some common styles of corner joints for the Reedsburg area are as follows: Saddle Notching, V Notching, Dovetail Notching and Square Notching. Dovetail Notching is even broken down into sub versions known as Full Dovetail and 1/2 Dovetail. The purpose of notching at the corners is to provide the tightest locking fit of logs so the integrity of a building prevails through all the elements a cabin is exposed to.

The 1/2 Dovetail Notch is the most common style historically, according to *Notches of All Kinds*, written by B.A. Mackies and the "The Forestry Forum," at the website forestryforum.com. Dovetailing style was introduced to this area by German, French and Swiss settlers. Most examples of the German Dovetailing feature logs notched close to each end. This method of notching eliminates overhang and produces a "boxed" corner.

		
<p>The Pioneer Log Village has a good example of 1860's German Dovetailing featuring a "boxed" corner (no overhang). Each log end is cut to resemble a dove's tail.</p>	<p>Another example of Dovetailing logs can be seen on the Library cabin. The Born family (of English descent) made this cabin their home in the mid 1800's.</p>	<p>In the 1860's, August Gluth built the Kruse-Gluth Cabin now settled at The Pioneer Log Village. This cabin shows use of the Square Notching technique.</p>

The French and Swiss style of corner features a log overhang created when the Dovetail notching is done 6-12 inches from the end of each log. Usually the cabin roof extended out over the overhang of logs to protect their exposed ends.

Another German influenced notching style that formed a "boxed" corner is Square Notching. This style also features no overhang when each log end is cut in an "L" shape and laid over another "L" shape of a second log.

The Swedes and English used the Saddle Notch or Saddle Cope. This style was named for the saddle-shaped notch cut into the bottom of each log end.

This notch was then laid over the curve of the log beneath it, and looks like the lower log is getting a saddle put over it. This style of notching made it difficult for water to penetrate the cut.

Another popular notching method was brought to this area by Norwegians - "V" Notching. Two logs would have "V.s" cut into the log ends and each "V" would be fitted into the other creating a solid joint. This log "nesting" technique would be combined with a short (6 inch) roof overhang to further protect the joints from the elements.

Once again, referencing *The Log House as a Cultural Symbol*, these various notching styles are not only an ethnic preference; but, are based on the wood types being used. Notching styles developed based on the density of the wood that was available. For instance, Dovetailing is best used when working with hardwoods; whereas, Saddle, "V" and Square Notching are prevalent for softwoods.

Try building your own mini cabin with your Lincoln Logs or wood blocks...Better yet, stop out this Summer and see cabin details like notching styles up close while enjoying a walk through history.

**Reedsburg Area
Historical Society Board
of Directors:**

President:

Craig Braunschweig

Vice President:

Andy Van Sickle

Treasurer:

Lou Kirt

Secretary:

Carrie Hanson

Education Director:

Pam Tourdot

At Large:

Tammy Werner
Becky Hovde
Terry Kruger
Edith Laridean
Lavern Penberthy
Scott Anderson

**Reedsburg High School
History Project**

We are currently working on gathering information on former teachers of the Reedsburg High School, Webb High School, Reedsburg Area High School, and other Reedsburg School District schools throughout the years. If you have any yearbooks, class pictures of different classes or interested in helping gather the information please let us know.

**Annual Chicken
BBQ**

**Reedsburg Area Historical Society
Pioneer Log Village Fundraiser**

Sun. May 29, 2022

\$15 Per Meal, Serving is from 11:00 AM until gone!

This event is a drive-through event only again this year.

For getting 6 or more meals please call 608-495-3499 to make a reservation (leave a message and we will get back to you ASAP. We will hold the meals until 12:30 PM so please be in line by then. If you are interested in helping out or making pies please contact Craig Braunschweig at 608-415-7870 or booksonwisconsin@gmail.com.



Heritage Day Rendezvous

Heritage Day Rendezvous will be held on August 26-28th in 2022. There were about 30 camps in attendance in 2022. Reenactors will dress in traditional clothing and use tools such as cast iron pans for cooking, to show what life was like during that time period. It is a great way to show people how everyday life was run back then. The camps will be spread throughout Pioneer Log Cabin Village for the public to visit the reenactors and ask them questions about life during the 1800s. The event is family-friendly and attendees always take an interest. Andy Van Sickle is the event chair, and if you are wanting to be a camper for the event or want to help out, you can contact him at 608-524-4245.

How to become a member!

Memberships run from **January to December.**

_____ \$15 Individual membership

_____ \$25 Family Membership

_____ \$50 Non-Profit Membership

_____ \$100 Business Membership

_____ \$250 Lifetime Membership

For information about becoming a member please contact us at rahspv@gmail.com or call 608-495-3499.

If you are not sure if you are current or not please contact us at rahspv@gmail.com

If you are looking to donate an item please contact Andy Van Sickle at 608-524-4245.

**Alice Farber
1928-2021**



On December 15th, 2021 we lost a dear friend of the village. It is with great sadness we say goodbye to Alice Farber. Alice was not only a friend, but a strong supporter of the Reedsburg Area Historical Society Pioneer Log Village for many years. Alice was a special lady who will be best remembered for her delicious pies during the Chicken BBQ every year. Alice will always hold a special place in our hearts!

**Phil Craker & Gloria Craker
1930-2021 & 1930-2022**



We lost a dear friend of the village, on October 18th, 2021 Phil Craker and on April 3rd, 2022 Gloria Craker passed away. It is with great sadness we say goodbye to Phil and Gloria. They were not only friends, but a strong supporter of the Reedsburg Area Historical Society Pioneer Log Village for many years. Both Phil and Gloria were sweet people who had a passion for history and the Reedsburg Community. Phil and Gloria will always hold a special place in our hearts!